


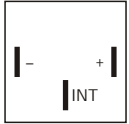
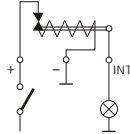



ČAJAVEC
FABRIKA SIGNALNIH URE\AJA
a.d. Laktaši

MEHANI KI RELEJI



MEHANI^KI RELEJI RA-24 I POSTOLJE RELEJA PR-01
MECHANICAL RELAYS RA-24 AND PEDESTAL OF RELAYS PR-01

	Raspored priklju~aka Mounting hole layout	Elektri~na {ema Electric diagram	Tip Type	Ident. gl. sklopa Assy ident	Nominalni napon (V) Optere{enje (W) Rated voltage (V) Power (W)	Primjena Application	Uporedna oznaka Interchangeable with		
							BOSCH	HELLA	COBO
	 DIN ISO 7588 - ISO 7880		RA-24	514248	24V 25W	Privredna vozila TAM i FAP Commercial vehicles TAM and FAP Signalizator ru~ne ko~nice Signaling hands brake			
			PR-01	521900		Za ugradnju releja sa 4 i 5 izvoda za priklju~ke 6,3 mm DIN ISO 7588 - ISO 7880 For build relays with 4 and 5 terminals (6.3 mm) DIN ISO 7588 - ISO 7880	333 448 5008	8JA 003 526-001	1141906



MEHANI^KI RELEJI
MECHANICAL RELAYS

Varijanta 1 (Variant 1) Sa plastičnim poklopcem With plastic cover	Raspored priklju-aka Mounting hole layout	Elektri-na šema Electric diagram	Tip Type	Ident gl. sklopa Assy ident	Nominalni napon (V) Nominalna struja (A) Rated voltage (V) Rated current (A)	Varijanta Variant	Primjena Application	Uporedna oznaka Interchangeable with			
								BOSCH	HELLA	COBO	
Varijanta 2 (Variant 2) Sa plastičnim poklopcem i nosačem With plastic cover and bracket			RA-35.1 b	514133	12V 20A	1	AUDI, AUSTIN, ROVER, CITROEN, DB - NKV, DEUTZ - FAHR, HFF, JAGUAR, MAN, MASSEY - FERGUSON, PEUGEOT, PORSCHE, RENAULT, SAAB, SIMCA, VOLVO, VW, FAP, IKARBUS, TAM, FIAT, VAZ - LADA , (EJCZ)				
			RA-35.3 b	514351	12V 20A	2					
			RA-35.15	772203	12V 30A	2					
			RA-35.21	780114	12V 30A	1					
			RA-35.41	772185	24V 30A	2					
			RA-35.42	772186	24V 30A	1					
			RA-35.45	772189	24V 20A	2					
			RA-35.46	772190	24V 20A	1					
			RA-35.73	780155	12V 20A	1					
			RA-35.74	780156	12V 20A	2					
Napomena: Navedeni tipovi releja sa istim karakteristikama mogu se raditi sa ~eli-nim poklopcima po zahtjevu kupca. Observation: Mention types of realys with same characteristics can work with steels closures at request of customer.											
Svjeta maglenki, elektromotori pumpi i za istovremeno uklju-ivanje dva potrofa-a Fog lights, elect. motors pump and for at the same time inclusion two consumers								0 332 019 150	4RA 003 510-261	1232011	
								0 332 019 151	4RA 003 510-131	1232028	
								0 332 019 203		1232042	
								0 332 019 213	4RA 003 510-141	1141298	

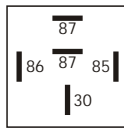
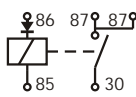
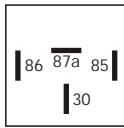
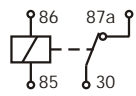
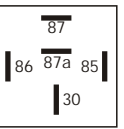
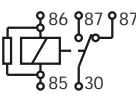


**MEHANI^KI RELEJI
MECHANICAL RELAYS**

Varijanta 1 (Variant 1) Sa plastičnim poklopcem With plastic cover	Raspored priklju-aka Mounting hole layout	Elektri-na {ema Electric diagram	Tip Type	Ident gl. sklopa Assy ident	Nominalni napon (V) Nominalna struja (A) Rated voltage (V) Rated current (A)	Varijanta Variant	Primjena Application	Uporedna oznaka Interchangeable with						
								BOSCH	HELLA	COBO				
Varijanta 2 (Variant 2) Sa plastičnim poklopcem i nosačem With plastic cover and bracket	<p>DIN ISO 7588 - ISO 7880</p>		RA-35.2	514142	12V 10/20A	1	AUDI, AUSTIN, ROVER, CITROEN, DB - NKV, DEUTZ - FAHR, HIF, JAGUAR, MAN, MASSEY - FERGUSON, PEUGEOT, PORSCHE, RENAULT, SAAB, SIMCA, VOLVO, VW, FAP, IKARBUS, TAM, FIAT, VAZ - LADA (*ZCZ)							
			RA-35.9	514444	12V 20/40A	2								
			RA-35.10	514445	24V 20/30A	2								
			RA-35.16	780109	12V 15/30A	2								
			RA-35.28	772204	12V 10/20A	2								
			RA-35.31	780122	12V 20/30A	1		0 332 209 151	4RD 003 520-131	1232200				
			RA-35.32	780106	12V 20/30A	2		0 332 209 150	4RD 003 520-081	1232217				
			RA-35.39	756497	24V 20/30A	1								
			RA-35.49	772193	24V 10/20A	2		0 332 209 203	4RD 003 520-091	1232248				
			RA-35.50	772194	24V 10/20A	1		0 332 209 211	4RD 003 520-071	1232231				
			RA-35.64	780131	24V 30/40A	2								
			RA-35.65	780132	24V 30/40A	1								
			RA-35.81	780163	24V 10/20A	1								
			RA-35.83 b	780297	12V 20/30A	2								
			Napomena: Navedeni tipovi releja sa istim karakteristikama mogu se raditi sa ~eli-nim poklopcima po zahtjevu kupca. Observation: Mention types of realys with same characteristics can work with steels closures at request of customer.											
			Elektromotori, kratka i duga svjetla i ostali potro{a-i Elect. motors, short and long lights and the others consumers											

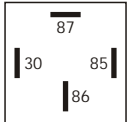
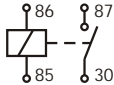
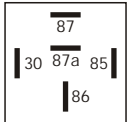
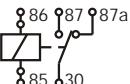


MEHANI^KI RELEJI
MECHANICAL RELAYS

Varijanta 1 (Variant 1) Sa plastičnim poklopcem With plastic cover	Raspojed priklju-aka Mounting hole layout	Elektri-na {ema Electric diagram	Tip Type	Ident gl. sklopa Assy ident	Nominalni napon (V) Nominalna struja (A) Rated voltage (V) Rated current (A)	Varijanta Variant	Primjena Application	Uporedna oznaka Interchangeable with			
								BOSCH	HELLA	COBO	
Varijanta 2 (Variant 2) Sa plastičnim poklopcem i nosačem With plastic cover and bracket	 DIN ISO 7588 - ISO 7880		RA-35.25	780118	12V 30A	2	AUDI, AUSTIN, ROVER, CITROEN, DB - NKV, DEUTZ - FAHR, HHF, JAGUAR, MAN, MASSEY - FERGUSON, PEUGEOT, PORSCHE, RENAULT, SAAB, SIMCA, VOLVO, VW, FAP, IKARBUS, TAM, FIAT, VAZ - LADA , (ZCZ)	Elektromotori Elect. motors			
			RA-35.26	780119	12V 30A	1					
			RA-35.84b	780298	12V 30A	2					
	 DIN ISO 7588 - ISO 7880		RA-35.37	780088	24V 10A	2		Relej akumulatora Battery relay			
			RA-35.38	780125	24V 10A	1					
			RA-35.56	780089	12V 10A	2					
			RA-35.57	780090	12V 10A	1					
			RA-35.72	780138	12V 15A	2					
 DIN ISO 7588 - ISO 7880		RA-35.68	780135	24V 10/20A	2	Zaštiti relej ve}ih potroša-a Protective relay for large consumers	0 332 209 207				
		RA-35.69	780082	24V 10/20A	1		0 332 209 206	4RD 003 520-221	1141755		
		RA-35.82b	780296	12V 20/30A	2		0 332 209 138				
		RA-35.91	780408	12V 20/40A	2		0 332 209 204	4RD 003 520-151	1141748		
		RA-35.92	780400	12V 20/40A	1		0 332 209 158				
Napomena: Navedeni tipovi releja sa istim karakteristikama mogu se raditi sa ~eli-nim poklopcima po zahtjevu kupca. Observation: Mention types of realys with same characteristics can we work with steels closures at request of customer.											




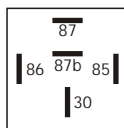
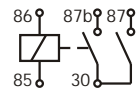
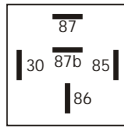
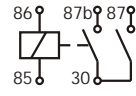
MEHANI^KI RELEJI
MECHANICAL RELAYS

Varijanta 1 (Variant 1) Sa plastičnim poklopcem With plastic cover	Raspojed priklju-aka Mounting hole layout	Elektri-na šema Electric diagram	Tip Type	Ident gl. sklopa Assy ident	Nominalni napon (V) Nominalna struja (A) Rated voltage (V) Rated current (A)	Varijanta Variant	Primjena Application	Uporedna oznaka Interchangeable with			
								BOSCH	HELLA	COBO	
Varijanta 2 (Variant 2) Sa plastičnim poklopcem i nosačem With plastic cover and bracket	 DIN ISO 7588 - ISO 7880		RA-25.35	514337	12V 30A	1	BMW, FORD, OPEL, VOLVO - car, VAUXHALL	Elektromotori, svjetla maglenki, sirene, grija-i, ABS i ostali potro{a-i Elect. motors, fog lights, horns, heaters, ABS and the others consumers	0 332 019 451		1232059
			RA-25.36	514338	12V 30A	2				4RA 003 510-081	1141236
			RA-25.37	514340	24V 20A	1					
			RA-25.38	514341	24V 20A	2					
			RA-25.45	780010	24V 30A	2					
			RA-25.46	780011	24V 30A	1					
Varijanta 2 (Variant 2) Sa plastičnim poklopcem i nosačem With plastic cover and bracket	 DIN ISO 7588 - ISO 7880		RA-25	575620	24V 10/20A	1	Elektromotori, kratka i duga svjetla, i ostali potro{a-i Elect. motors, short and long lights and the others consumers	0 332 204 401		1232231	
			RA-25.41	514345	12V 20/30A	1					
			RA-25.42	278754	12V 20/30A	2					
			RA-25.43	780003	24V 10/20A	2					
			RA-25.44	780004	24V 10/20A	1					

Napomena: Navedeni tipovi releja sa istim karakteristikama mogu se raditi sa ~eli-nim poklopcima po zahtjevu kupca.
 Observation: Mention types of realys with same characteristics can we work with steels closures at request of customer.



**MEHANI^KI RELEJI
MECHANICAL RELAYS**

Varijanta 1 (Variant 1) Sa plastičnim poklopcem With plastic cover	Raspored priklju-aka Mounting hole layout	Elektri-na šema Electric diagram	Tip Type	Ident. gl. sklopa Assy ident	Nominalni napon (V) Nominalna struja (A) Rated voltage (V) Rated current (A)	Varijanta Variant	Primjena Application	Uporedna oznaka Interchangeable with				
								BOSCH	HELLA	COBO		
	 DIN ISO 7588 - ISO 7880		RA-28	575872	24V 2x10A	1	AUDI, AUSTIN, ROVER, CITROEN, JAGUAR, MANN, MASSEY - FERGUSON, PEUGEOT, PORSCHE, RENAULT, SIMCA, VW					
			RA-28.1	513302	24V 2x10A	2						
			RA-28.2	513335	12V 2x15A	2						
			RA-28.5	514353	12V 2x15A	1						
Varijanta 2 (Variant 2) Sa plastičnim poklopcem i nosačem With plastic cover and bracket	 DIN ISO 7588 - ISO 7880		RA-28.6	514343	12V 2x15A	1		BMW, FORD, OPEL, VOLVO - car, VAUXHALL				
			RA-28.7	514344	12V 2x15A	2						
			RA-28.12	780142	24V 2x10A	2						
			RA-28.13	780146	24V 2x10A	1						
Napomena: Navedeni tipovi releja sa istim karakteristikama mogu se raditi sa ~eli-nim poklopcima po zahtjevu kupca. Observation: Mention types of realys with same characteristics can work with steels closures at request of customer.									0 332 204 401		1232231	
Svjeta maglenki, elektromotori i za istovremeno uklju-ivanje dva potroša-a Fog lights, elect. motors and for at the same time inclusion two consumers												

